









Congratulations!

You are one step closer to adding Bridge® by EquiTrust to your long-term care plan.

Next, you will need to complete an online evaluation. The simple process will take approximately 30 minutes to finish. Here are a few tips to help you prepare for your video call.

Helpful Tips

- | | | | |
|---|--|---|--|
|  | Make sure your camera and microphone are working. |  | Have your cane or walker readily available, if you use one. |
|  | Connect to WIFI before placing your call. |  | Have your hearing aid in place if you use one. |
|  | Sit in an area free of obstacles. |  | Sit in a stable chair with back support that does not have wheels. Do not sit on a couch, sofa or bed. |
|  | Position the camera so you are in full view with your head, hands, and feet visible. |  | Have your current government-issued photo ID ready to confirm your identity. |

We'll Talk Soon

If you have scheduled your interview for a later date, keep these tips handy to review before-hand. When you're ready, follow the email link you received to complete your video interview.

Your Ally will guide you through a series of cognitive and physical assessments to demonstrate your ability to remember what you hear and to evaluate your balance and muscle strength. Soon after your interview is finished, your agent will be notified of your underwriting class. Remember — everyone is approved!

Assured Digital Underwriting is powered by Assured Allies

Contract issued on Form Series ICC12-ET-EIA-2000(01-12) or ET-EIA-2000(11-21). Long-Term Care Rider issued on ET-LTC(04-22). NeverStopSM Wellness Rider issued on ET-WEL(11-21). EquiTrust does not offer investment advice to any individual and this material should not be construed as investment advice to you or your specific situation.

